



SX4 *sporthatch*



SX4. Throw life at it.

Sometimes you just can't wait for the weekend. A cruise in the country, a trip downtown for a spot of retail therapy or maybe to catch a movie. The kids need a ride for the team and the dog is begging for a bit of beachside action. So forget the chores, take to the streets and enjoy the journey. Life is for living.







The thinking behind the SX4 concept.

Create a compact sport hatch that helps you get more out of life.

Whatever you want to do, the new SX4 quickly adapts to your way of life. If you want comfort, the SX4 is supremely comfortable. If you want refinement and sophistication, the SX4 has it.

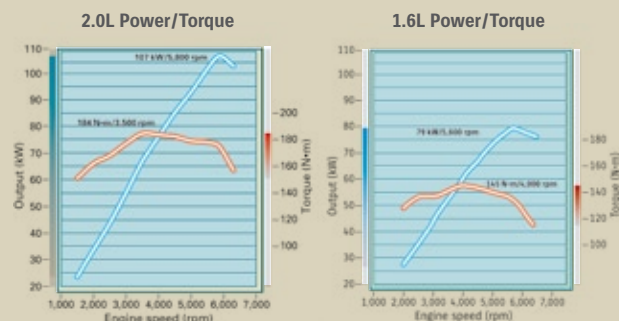
But it also has a sporty side. The SX4's pacey performance and smooth ride will astonish you. The choice of 1.6 or 2.0 litre engines provide ample power and torque to make every driving experience truly memorable.

The versatile design of the SX4 is as functional as it is pleasing to the eye. It's a value-packed, family size sport hatch with a perfect blend of style, comfort and performance. No matter what you want to do, just throw life at it.



2.0 litre or 1.6 litre power plants drive the SX4 with total efficiency

Throttle response in the 16-valve DOHC engines delivers full low-end torque and high-end athleticism to ensure the SX4 always delivers on its promise.



The SX4 has a standout quality that is rare in modern cars.



Elegance, vigour and finesse are the defining characteristics. This is a car designed for people who love life.

Engineered to provide a smooth ride while delivering dynamic performance, the SX4's sporty compact heritage is readily apparent in its crisp, precise handling and comfortable, long-distance cruising. With its rugged construction and bump-absorbing suspension, it is also agile and stable enough to handle the rough as well as the smooth. Suzuki's extensive development of engine and transmission technology makes the all-new SX4 a joy to drive in all conditions.

Wherever you go, the SX4 will lead you on to one adventure after another in comfort and style.




**Boldness and refinement merge easily with style
and versatility for a unique interior experience.**





Keyless Start System. On the 2.0 litre Ltd model, a built-in transmitter on the ignition key allows you to lock and unlock the door simply by touching the door handle. This feature also allows the convenience of starting the engine without using the key itself. Simply keep the key device in your pocket or handbag.



Intelligent use of space is top of mind. With more than enough style to satisfy the most ardent fashionista.



In-dash CD Stereo. The MP3 compatible CD stereo is fully integrated into the centre dash and features speed-sensing volume control for ease of use and safer driving. 2.0 Litre model shown.



Audio System. A top-line audio system surrounds you in high-quality, eight speaker sound coming through both front and rear doors for increased driving enjoyment.



16-inch aluminium alloy wheels. Smart tailored wheels add to the SX4's driving characteristics and sporty looks. Ltd only.



Steering wheel-mounted audio controls. Extra convenience and safety is provided by enabling audio adjustment without removing your hands from the steering wheel.



Climate control air conditioning. The dials of the climate air conditioning system have illuminated ring lights making them easier to see whilst adding to the interior's refined ambience. Manual air conditioning on GLX.



Cruise control. Highway cruising is made even more economical, safer and enjoyable. Ltd only.



Front fog lamps. Fully integrated into the distinctive body design to add style and enhance safety. Ltd only.



Play it safe.

Life should be fun, packed full of bold adventures and new experiences. But when it comes to safety you want to know all the boxes are ticked. With the SX4 they are.

Combining next generation dual front airbags, and side-impact airbags and side curtain airbags (on all models except 2.0 litre GLX), the SX4 is set to inspire confidence



SX4 awarded "4 stars" by independent European motor vehicle safety assessment organization Euro NCAP (European New Car Assessment Programme) during Euro NCAP testing, 2006.


on the road.

An extra high eye point and the wraparound design of the headlamps ensures a wider field of vision. Add to this the security of three-point ELR seatbelts, fitted with pre-tensioners and force-limiters.

Active safety features are equally in

abundance. ABS braking with electronic brake-force distribution (EBD) ensures the vehicle will respond to your every command.

Independent MacPherson strut front suspension is teamed with a highly rigid torsion-beam setup in the rear, providing responsive, agile driving dynamics.

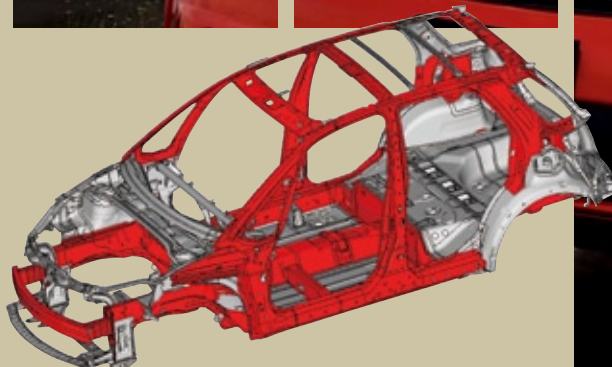


Suspension System. An independent MacPherson strut front suspension is teamed with a highly rigid torsion-beam setup in the rear, providing responsive, linear handling, and stable cornering performance.

When you push the limits of convention, it's good to know the SX4 is equipped with an impressive array of fully-integrated safety features.



Safety engineered body. Front and rear crush zones crumple progressively in the event of a collision to absorb impact energy, while the frame design redistributes much of the impact energy away from the occupants. The highly rigid cabin is further reinforced with side impact protection beams, efficiently configured side members, and other measures that raise the overall structural integrity.



Open the door to the perfect balance of interior and exterior refinement



Positioned for easy visibility within the central dash, the **red-illuminated information panel** displays current time and outside temperature as well as both average and instantaneous fuel consumption.

Flush fitted climate controls are ring lit for easy night time usage. Ltd only.

High quality, metallic finish adds to the interior's refined ambience.

Audio control switches are integrated into the steering wheel.

The **adjustable steering column** tilts vertically, enabling drivers to find their most suitable driving position.

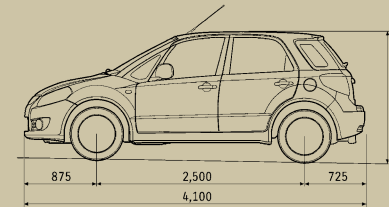
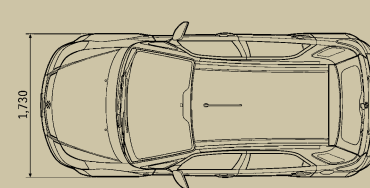
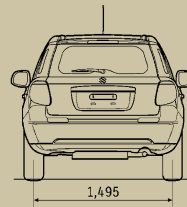
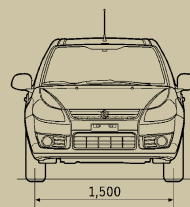
Cruise control for added driving ease and economy. Ltd only.

Power windows and mirrors can be individually controlled from the driver's side **master control console**.



SX4 Ltd interior pictured.

SX4



205/60R16 tyres: 1,565



SX4 2.0 GLX in Metallic Ocean Light Blue



SX4 1.6 GLX in Bright Red 2



SX4 2.0 Ltd in Pearl Metallic Sunlight Copper

SX4 SPECIFICATIONS			1.6 GLX	2.0 GLX	2.0 LTD
DIMENSIONS					
Overall length		mm	4,115	4,135	
Overall width		mm	1,730	1,755	
Overall height		mm	1,585	1,630	
Wheelbase		mm	2,500	2,500	
Track		Front mm	1,500	1,500	
		Rear mm	1,495	1,495	
Ground clearance		mm	175	175	
Minimum turning radius		m	5.3	5.3	
WEIGHTS					
Curb weight	Manual	kg	1,165	1,215	1,255
	Auto	kg	-	1,250	1,290
Gross vehicle weight		kg	1,675	1,740	
ENGINE					
Type			M16A VVT	J20A	
Number of cylinders / valves			4 / 16	4 / 16	
Piston displacement			1,586	1,995	
Bore stroke			78.0 x 83.0	84.0 x 90.0	
Compression ratio			10.5:1	9.5:1	
Maximum output			79/5,600	107/5,800	
Maximum torque			145/4,000	184/3,500	
Fuel distribution			Multipoint injection		
Fuel type			95RON	91RON	
Fuel Consumption	Urban (AT)	Litres/100km	8.5	11.1 (12.5)	
	Extra-Urban (AT)	Litres/100km	5.8	6.9 (7.6)	
	Combined (AT)	Litres/100km	6.8	8.4 (9.5)	
CO ₂ emissions	Combined (AT)	g/km	165	200 (221)	
TRANSMISSION					
Drive system			Front Wheel Drive		
Type	Manual	5-speed			
	Automatic	-	4-stage electronic		
CHASSIS					
Steering			Power assisted rack & pinion		
Brakes	Front	Ventilated discs			
	Rear	Drum	Solid discs		
Suspension	Front	MacPherson strut & coil spring			
	Rear	Torsion beam			
Tyres			205/60R16		
CAPACITIES					
Seating capacity		Persons	5		
Luggage capacity (VDA method)	Rear seatback folded	litres	625		
	Rear seatback raised	litres	270		
Fuel tank capacity		litres	50		

SX4 EQUIPMENT			1.6 GLX	2.0 GLX	2.0 LTD
COMFORT					
Power steering			●	●	●
Electric windows			●	●	●
Vertical adjustable tilt steering wheel			●	●	●
Remote control door locking with answer back (includes tailgate)			●	●	●
Keyless entry with keyless start system			-	-	●
Climate-control air conditioning			-	-	●
Manual air conditioning			●	●	-
Heater & pollen filter			●	●	●
Audio - Tuner/CD/MP3/WMA stereo with eight speakers			●	●	●
Steering wheel audio controls			●	●	●
Cruise control			-	-	●
INSTRUMENT PANEL					
Tachometer			●	●	●
Illuminated instrument panel with dimmer			●	●	●
Information display	Digital clock		●	●	●
	Outside temperature gauge		●	●	●
	Fuel consumption gauge		●	●	●
Lights-off / key reminder			●	●	●
Door-ajar warning lamp			●	●	●
Fuel warning indicator			●	●	●
Driver's seatbelt warning lamp			●	●	●
INTERIOR					
Cabin lights	3 position		●	●	●
	Luggage area light		●	●	●
Sun visors	x 2 (with ticket holder & vanity mirror)		●	●	●
Cup holders	Front:4 / Rear:3		●	●	●
Leather-bound steering wheel			●	●	●
Cloth seat material / door trims			●	●	●
Front seats	Driver's footrest (AT only)		-	●	●
	Lever-type seat height adjuster (driver's side)		●	●	●
	Under-seat tray (Front passenger's side)		●	●	●
	Seatback pocket (passenger's side)		●	●	●
Rear seats	60:40 split folding		●	●	●
	Adjustable head restraints x 3		●	●	●
Assist grips			x 4	x 3	x 4
Front door storage pockets / arm rests			●	●	●
Rear luggage shelf			●	●	●
12v accessory socket			●	●	●
Remote fuel lid opener			●	●	●

EXTERIOR PAINT OPTIONS (see your dealer for colour/model combinations)



Pearl White



Metallic Silky Silver



Pearl Met. Sunlight Copper



Bright Red 2
(1.6 only)



Met. Ocean Light Blue



Pearl Bluish Black
(Ltd only)



Pearl Met. Azure Grey
(Ltd only)

SX4 EQUIPMENT			1.6 GLX	2.0 GLX	2.0 LTD
EXTERIOR					
Body Kit	Front Spoiler		-	●	●
	Lower Side Mouldings		-	●	●
	Rear Spoiler		-	●	●
Multi-reflect halogen headlamps			●	●	●
Front fog lamps			-	-	●
Green tinted windows			●	●	●
Outside door mirrors	Body-coloured		●	●	●
	Electrically adjustable (manually flat fold type)		●	●	●
Windscreen wipers	Front: 2-speed variable intermittent and washer		●	●	●
	Rear: 1-speed intermittent wiper and washer		●	●	●
Rear window demister			●	●	●
Body-coloured front and rear bumpers / door handles			●	●	●
Tyres and wheels	205/60R16 with steel wheels and covers		●	●	-
	205/60R16 with aluminium alloy wheels		-	-	●
SAFETY AND SECURITY					
ABS with EBD and brake assist			●	●	●
4-wheel disc brakes			-	●	●
SRS dual front airbags			●	●	●
Driver and passenger side airbags			●	-	●
Front and rear curtain air bags			●	-	●
Side impact beams			●	●	●
Collapsible steering column			●	●	●
Brake and clutch decoupling mechanism			●	●	●
Front ELR seatbelts with pre-tensioners and force limiters			●	●	●
Rear 3-point ELR seatbelts x3			●	●	●
ISO FIX child seat anchorages x2			●	●	●
Child seat tether anchorages x3			●	●	●
Child-proof rear door locks			●	●	●
Engine security immobiliser			●	●	●
Driver's door security unlock			●	●	●
Fog lamps			-	-	●
Headlight levelling device			●	-	-



SUZUKI NEW ZEALAND LIMITED 1 HEADS ROAD, WANGANUI, NEW ZEALAND. WWW.SUZUKI.CO.NZ

Standard and optional equipment available may vary from time to time. Please enquire at your Suzuki dealer for exact specifications. Suzuki New Zealand Ltd reserves the right to change, without notice, prices, colours, materials, equipment, specifications and models, and also to discontinue models. Sept 07 #5269